



- Opens the scan screen.
- Stops/starts the scanning of DSC routine frequencies, on the scan screen.

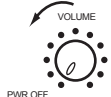


- Switches to the RT (radiotelephone) screen and sets freq. to 2182.0 kHz.



- Switches to the RT screen.
- Opens the CH setting window on the RT screen.

- Turns the power off.
- Decreases the volume.



- Turns the power on.
- Increases the volume.



Adjusts the gain.



Turns the attenuator on/off alternately on the RT screen.



ALARM



Flashes in red when receiving distress and urgency messages.

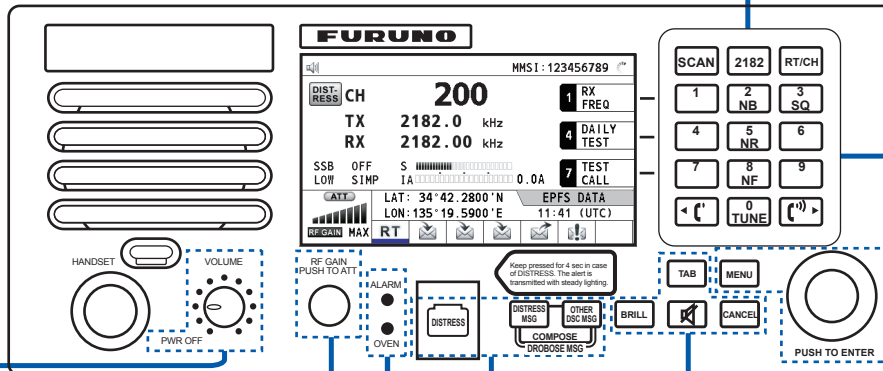


Flashes in green when receiving safety and routine messages, and when daily test is completed.

OVEN



Lights in green when main switchboard is on.



- Transmits the DISTRESS ALERT. 4 seconds



- Composes DSC TX message for DISTRESS ALERT.



- Composes DSC TX message except DISTRESS ALERT and DROBOSE.



- Composes DSC TX message for DROBOSE (Distress Relay On Behalf Of Someone Else). Press simultaneously



- Adjusts the brilliance.



- Switches control to the tab area.
- Switches the session.



- Turns the main speaker on/off.

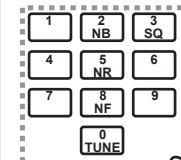


- Cancels the creation of the DSC message currently being created.
- Silences the audio alarm.
- Erases error message or pop-up message.
- Returns one layer in multi-layer menu.
- Erases character input.

- Turns down the handset volume.
- Moves the cursor when setting channel or RX frequency.



- Turns up the handset volume.
- Moves the cursor when setting channel or RX frequency.



0 to 9 keys: Enter alphabet, numeric or symbol.

1, 4 and 7 keys: Execute the operation assigned to the function key in the RT mode.



- Turns the noise blanker on/off in the RT mode.



- Turns the squelch on/off in the RT mode.



- Reduces the noise in the RT mode (NR2 (High), NR1 (Low), Off).



- Turns the notch filter on/off in the RT mode.



- Tunes the antenna in radiotelephone operation.

Confirms a selection.



Selects menu items or changes the page in multi-page screens.

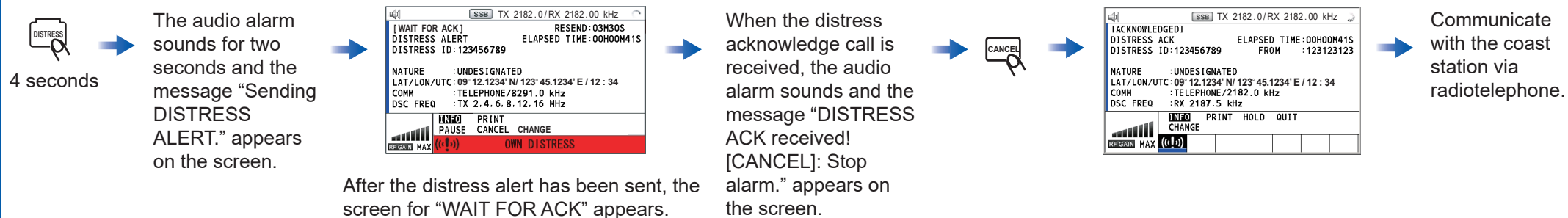


- Opens/closes the menu.

SSB radiotelephone communications



Sending distress alert



Sending an individual call (ROUTINE priority)

